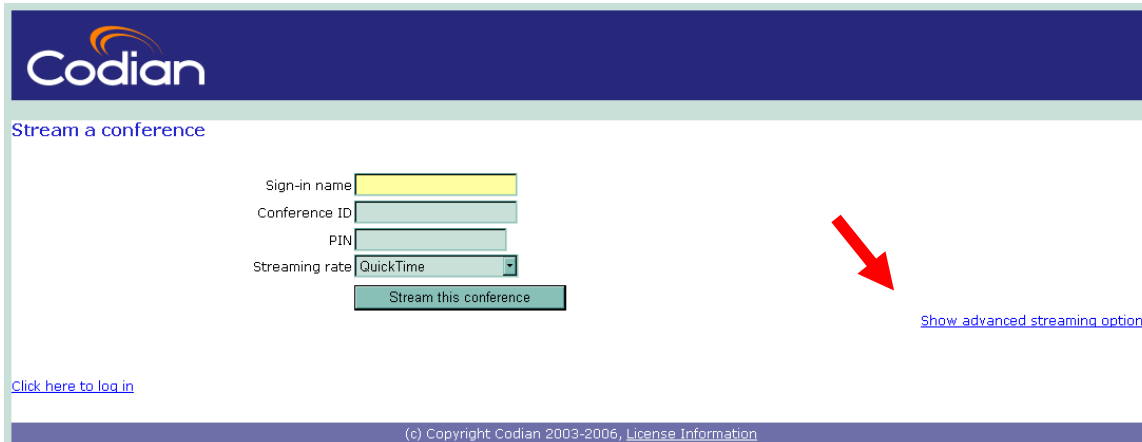


Viewing the Chronic Kidney Disease series from a PC

The Chronic Kidney Disease series can be viewed from a PC by opening a Web browser and typing the link 66.231.97.136 in the browser's address line.

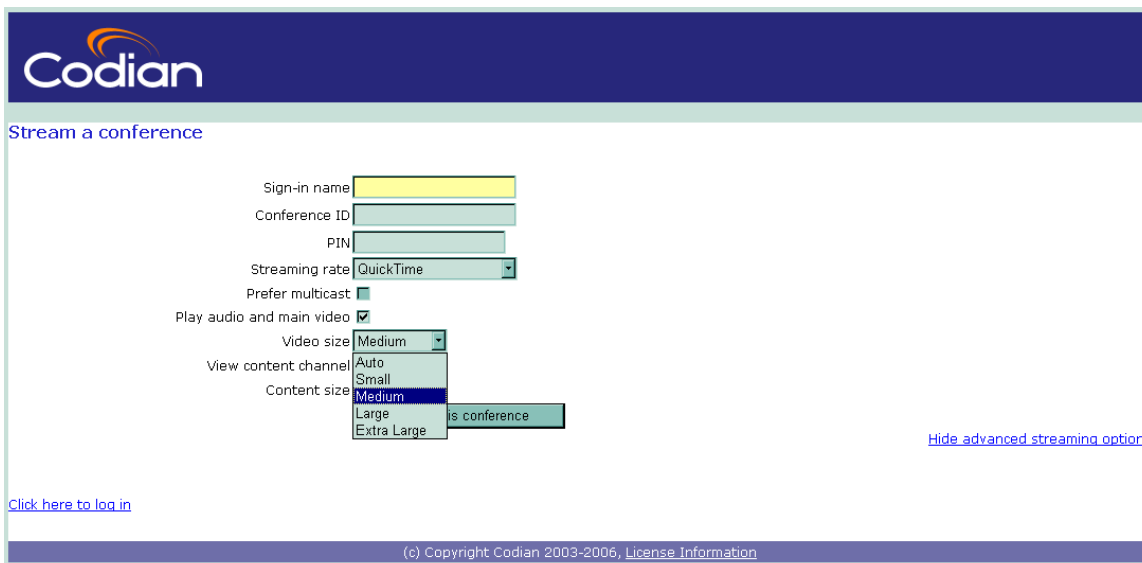
Note that WWW or HTTP needn't be typed, a HTTP will be added automatically by the browser.

When the browser connects, the number of options available can be increased by clicking on the [Show advanced streaming options](#) on the lower right side. (Red arrow below)



The screenshot shows the Codian website interface for streaming a conference. It features a dark blue header with the Codian logo. Below the header, the text "Stream a conference" is displayed. The main content area contains several input fields: "Sign-in name" (highlighted in yellow), "Conference ID", "PIN", and "Streaming rate" (set to "QuickTime"). A "Stream this conference" button is positioned below these fields. To the right of the button, a red arrow points to a blue link labeled "Show advanced streaming options". At the bottom left, there is a link "Click here to log in", and at the bottom center, a copyright notice "(c) Copyright Codian 2003-2006, License Information" is visible.

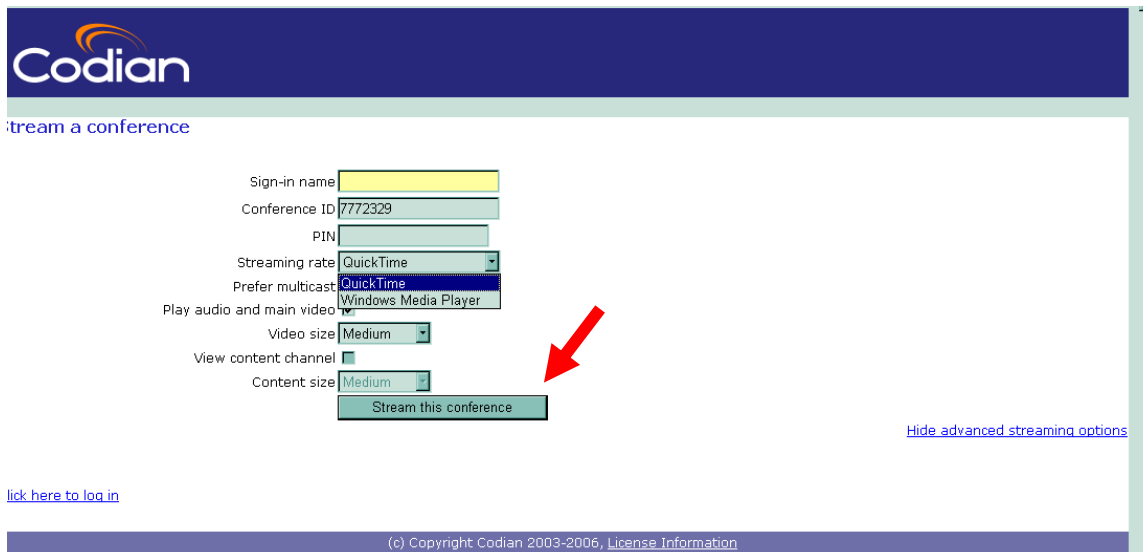
Doing that will produce a drop-down menu that allows changes in screen size. It's well to remember that choosing too large a screen size can result in video that is of poorer quality.



This screenshot shows the same Codian website interface as the previous one, but with the "Show advanced streaming options" link clicked. The "Stream this conference" button now has a dropdown menu open, revealing several additional options: "Prefer multicast" (checkbox), "Play audio and main video" (checkbox, checked), "Video size" (dropdown menu with "Medium" selected), "View content channel" (dropdown menu with "Auto" selected), and "Content size" (dropdown menu with "Medium" selected). The "Stream this conference" button is now partially obscured by the dropdown menu. The "Hide advanced streaming options" link is now visible at the bottom right. The rest of the page, including the header, footer, and other input fields, remains the same.

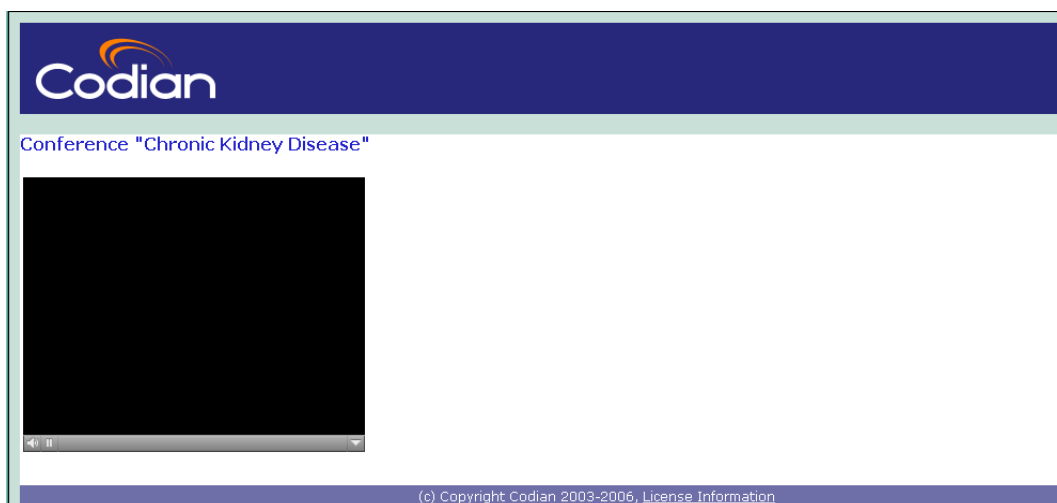
Either screen (Initial screen or the expanded advance streaming options screen) offers a choice of Quick Time or Windows Media Player as a streaming software option from another drop-down menu.

(See next page)



Once the viewer screen size and streaming program have been chosen, filling in a **Conference ID of 7772329** followed by clicking on the Stream this Conference button (red arrow above) should connect the PC to the conference entitled “Chronic Kidney Disease”.

The Chronic Kidney Disease conference will be left up for testing for some time, and whenever possible, something will be playing in the conference window for testing purposes. However, if there is nothing playing the screen will look something like this:



Once you're far enough to see this screen, feel free to call 701-777-2329 to test audio if need be.

If needed, the Quick time browser plug-in can be obtained at:

<http://www.apple.com/quicktime/download/win.html>,

and Windows Medial Player at:

<http://www.microsoft.com/windows/windowsmedia/download> .

A Codian Codec that is needed for Windows Media Player can be obtained from the UNDSMHS Codian Bridge by going to the link at:

http://66.231.97.136/codian_video_decoder.msi